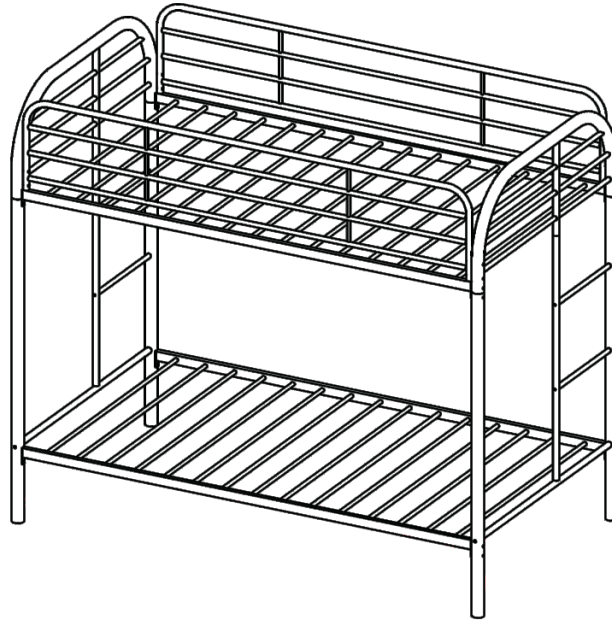


ASSEMBLY INSTRUCTIONS

NOTE: THIS NOT RECOMENDED FOR COMMERCIAL USE
KEEP THIS DOCUMENT FOR REFERENCE IN CASE PARTS ARE NEEDED
DO NOT TIGHTEN SCREWS UNTIL COMPLETELY ASSEMBLED!



WARNING

To help prevent serious or fatal injuries from entrapment or falls.

- Never allow a child under 6 years on upper bunk.
- Use only mattress that is 74"-75" long and 37"-38" wide on upper bunk.
- Ensure thickness of mattress and foundation combined does not exceed 7" and that mattress surface is at least 5" below upper edge of guardrails.
- Use guardrails on both sides of guardrails.
- Prohibit horseplay on or under bed(s).
- Prohibit more than one person on upper bunk.
- Use ladder for entering and leaving upper bunk.
- Strangulation hazard-never attach or hang items to any part of the bunk bed that are not designed for use with the bed, for example, but not limited to, hook, belts and ropes.

DO NOT REMOVE THIS LABEL

ITEM NO:4501

ASSEMBLY INSTRUCTIONS

NOTE: THIS NOT RECOMMENDED FOR COMMERCIAL USE
KEEP THIS DOCUMENT FOR REFERENCE IN CASE PARTS ARE NEEDED
DO NOT TIGHTEN SCREWS UNTIL COMPLETELY ASSEMBLED!

IMPORTANT

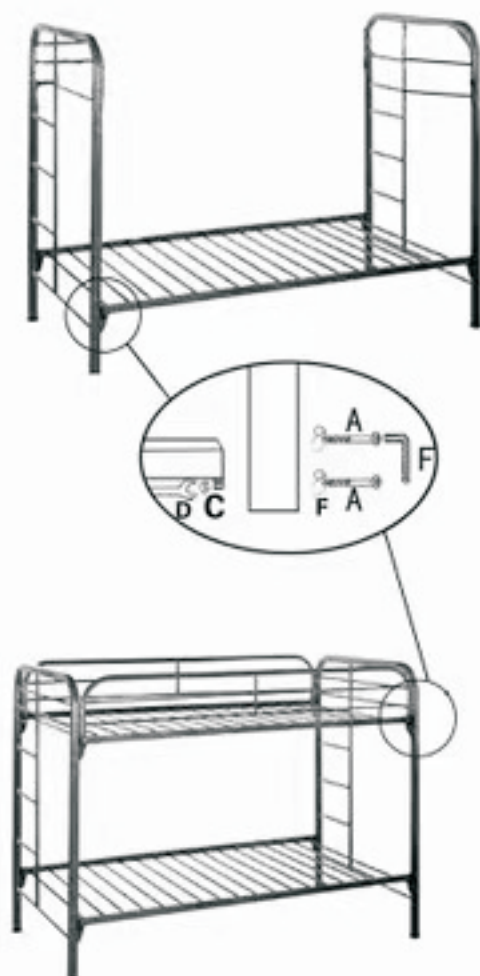
FOR SERVICE PURPOSE PLEASE DO NOT REMOVE THE CUSTOMER SERVICE CODE LABEL ON THE MERCHANDISE. It IS ON THE UNDERSIDE OF BED. T/T BUNK BED

T/T BUNK BED

ATTENTION: DO not tighten all bolts until the bed is assembled completely.

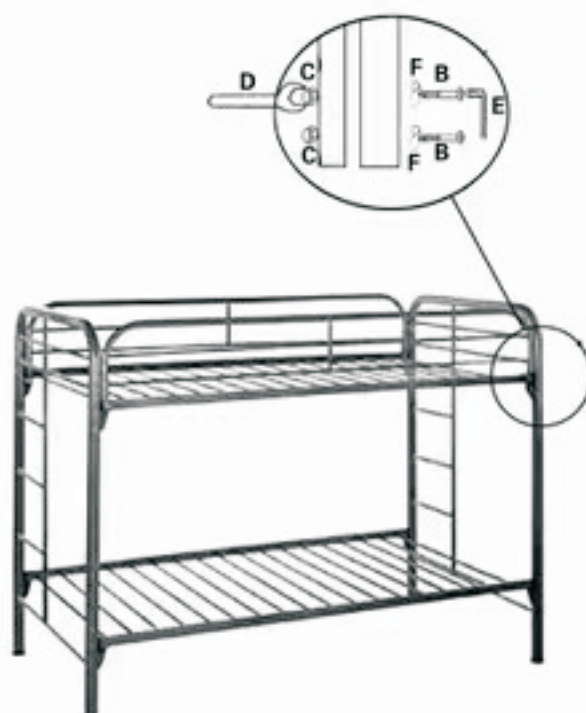
Hardware pack attached in the package in red plastic bag.

Assembly Instructions



PARTS LIST

A		m8x60 Bolts	16PCS
B		m8x80	8 PCS
C		m8 Nuts	16PCS
D		m8 Open wrench	1PC
E		m8 Allen wrench	1PC
F		WASHERS	24PCS



HARDWARE PACK ATTACHED IN THE PACKAGE IN RED PLASTIC BAG