

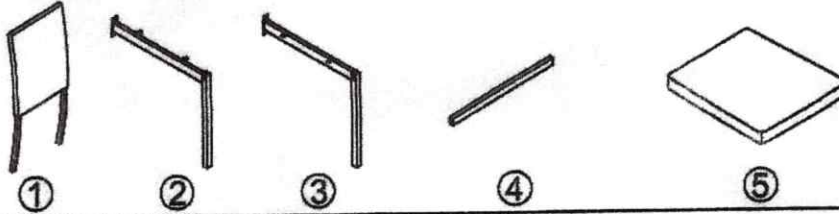
ASSEMBLY INSTRUCTION

ITEM NO.: D030-C4
DESC.: DINETTE CHAIRS (4/BOX)

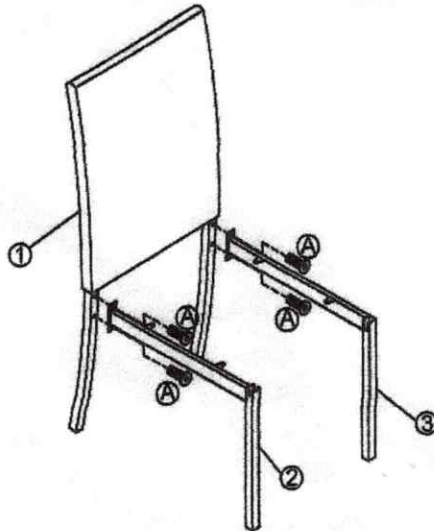

D030

PARTS LIST		
ITEM	DESCRIPTION	Q'TY
1	CHAIR BACK	4PCS
2	RIGHT LEG	4PCS
3	LEFT LEG	4PCS
4	CROSS BAR	4PCS
5	CHAIR SEAT	4PCS

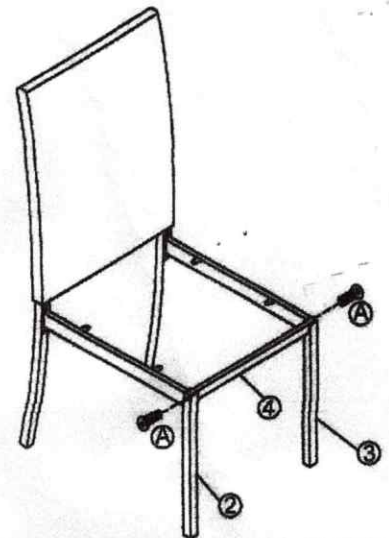

HARDWARE LIST		
ITEM	DESCRIPTION	Q'TY
A	BOLT Ø1/4"×3/4"L 	24PCS
B	SCREW/M5*15MM 	16PCS
C	ALLEN KEY 	1PC



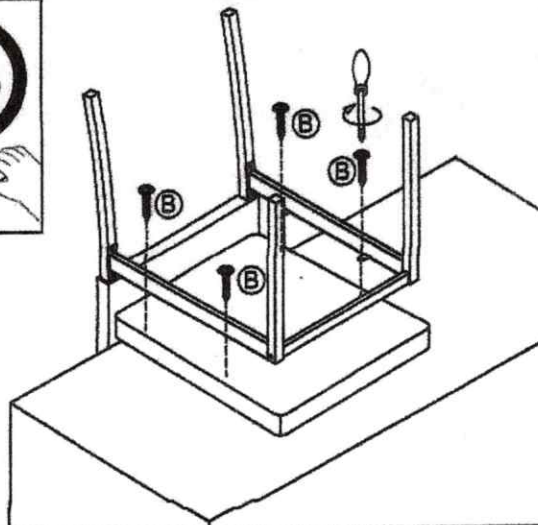

STEP 1
Attach the Right Leg(2) and Left Leg(3) to Chair back(1), using 4 bolts(A), DO NOT FULLY TIGHTEN THE BOLTS.



STEP 2
Attach the Cross Bar(4) to the Right Leg(2) and Left Leg(3), using 2 bolts(A). FULLY TIGHTEN ALL THE BOLTS by Allen Key(C).



STEP 3
Attach the assembled unit to Chair Seat(5), using Screw Driver(Not Included) to tighten 4 Screws (B).



COMPLETED ASSEMBLY

