


ASSEMBLY INSTRUCTION

ITEM NO.: D035-C4

DESC.: COUNTER HEIGHT CHAIRS (4/BOX)

PARTS LIST

ITEM	DESCRIPTION	QTY
1	CHAIR BACK	4PCS
2	RIGHT LEG	4PCS
3	LEFT LEG	4PCS
4	CROSS BAR	4PCS
5	FOOT REST	4PCS
6	CHAIR SEAT	4PCS

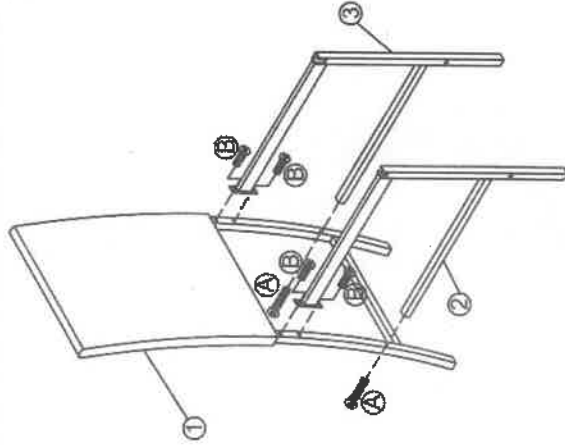


HARDWARE LIST

ITEM	DESCRIPTION	QTY
A	BOLT $\phi 1/4'' \times 1-1/2''$ L	16PCS
B	BOLT $\phi 1/4'' \times 3/4''$ L	24PCS
C	SCREW/M4*15MM	16PCS
D	ALLEN KEY	1PC

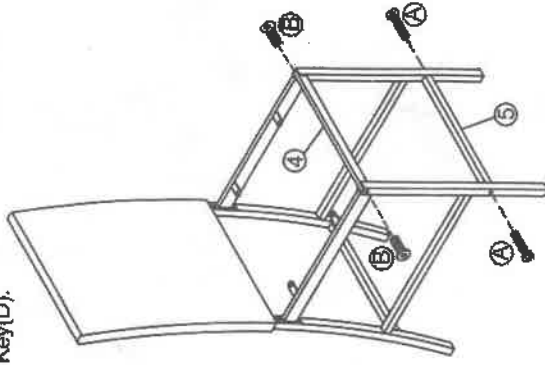
STEP 1

Attach the Right Leg(2) and Left Leg(3) to Chair back(1), using 4 bolts(B) & 2 bolts(A). DO NOT FULLY TIGHTEN THE BOLTS.



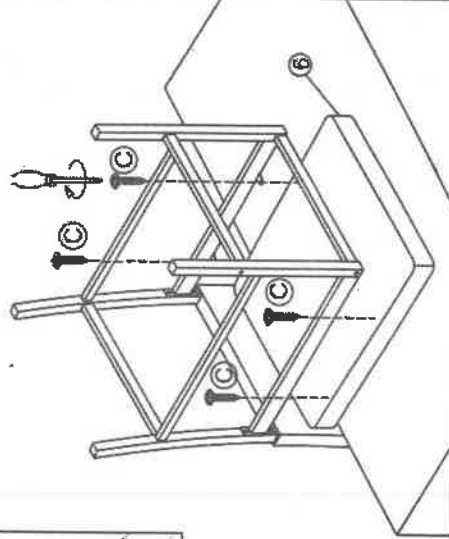
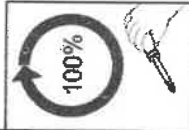
STEP 2

Attach the Cross Bar(4) and Foot Rest(5) to the Right Leg(2) and Left Leg(3), using 2 bolts(A) and 2 bolts(B). FULLY TIGHTEN ALL THE BOLTS by Allen Key(D).



STEP 3

Attach the assembled unit to back of Chair Seat(6), using Screw Driver(Not Included) to tighten 4 Screws (C).



COMPLETED ASSEMBLY

