





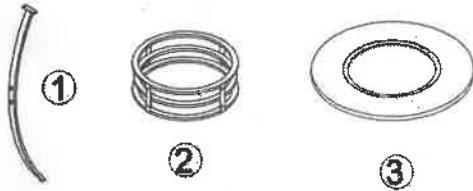
ASSEMBLY INSTRUCTION

ITEM NO.:D028TB

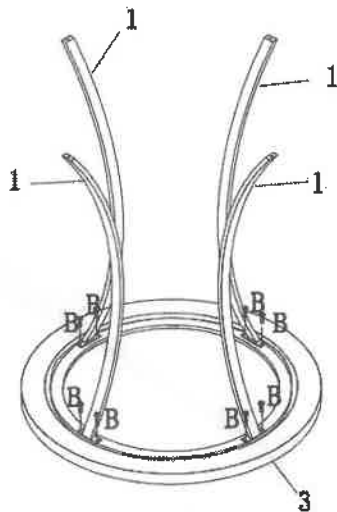
DESC.:ROUND COUNTER TABLE

PARTS LIST		
ITEM	DESCRIPTION	Q' TY
1	ELBOW	4PCS
2	CIRCLE	1PC
3	TOP	1PC
4	REGULATOR	4PCS

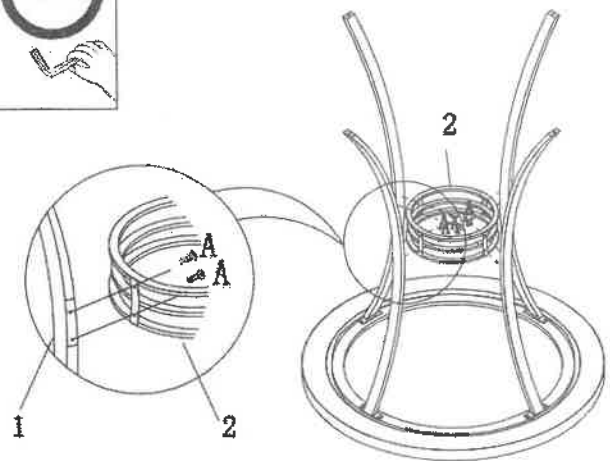
HARDWARE LIST		
ITEM	DESCRIPTION	QTY
A	BOLT $\phi 1/4" * 1/2" L$ 	8PCS
B	BOLT $\phi 1/4" * 3/8" L$ 	8PCS
C	REGULATOR 	4PCS
D	ALLEN KEY 	1PC



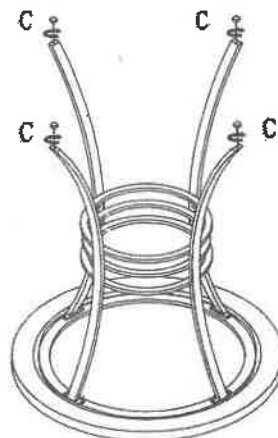
STEP 1
ATTACH THE TABLE ELBOW(1) TO THE TABLE TOP (3) WITH BOLTS(B).



STEP 1
ATTACH THE TABLE CIRCLE(2) TO THE TABLE ELBOW (1) WITH BOLTS(A).



STEP 3
ATTACH THE REGULATOR(C) TO THE TABLE LEGS (1).



COMPLETED ASSEMBLY

