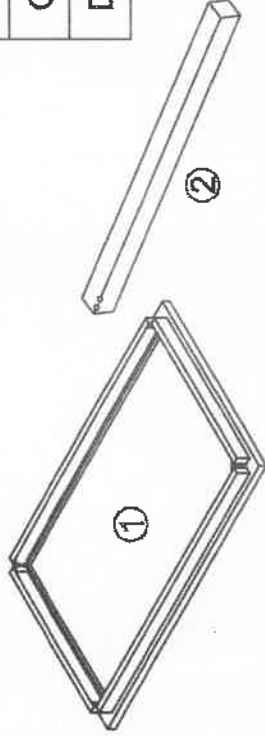


# ASSEMBLY INSTRUCTION

## D035-045-050

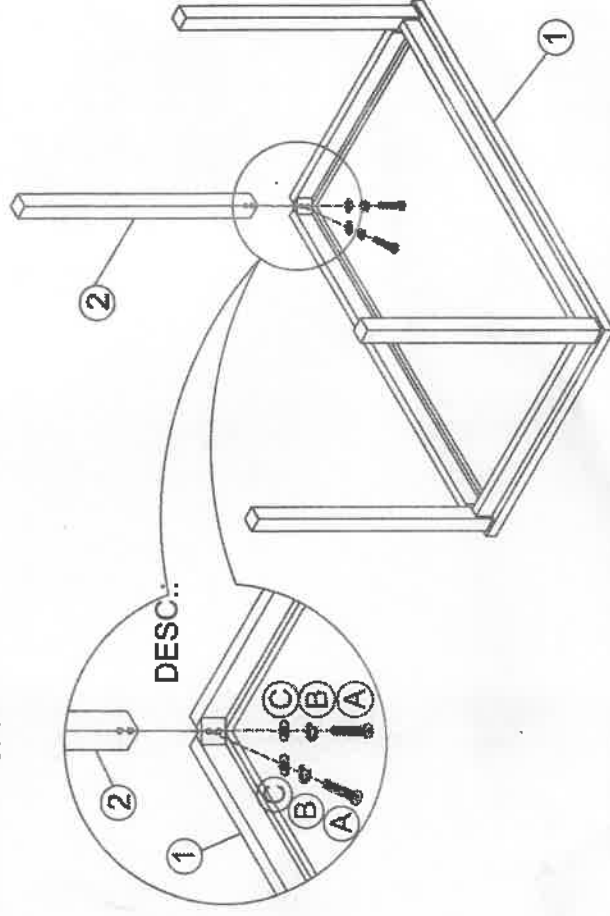
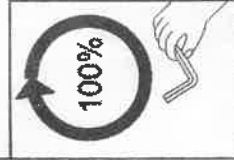
PARTS LIST		
ITEM	DESCRIPTION	QTY
1	TABLE TOP	1PC
2	TABLE LEG	4PCS



HARDWARE LIST		
ITEM	DESCRIPTION	QTY
A	BOLT $\phi 5/16$ "*2"L	8PCS
B	SPRING WSHR	8PCS
C	FLAT WSHR	8PCS
D	ALLEN KEY	1PC

### STEP 1

Attach 4 Table Legs (2) to the corners of table top(1) apron, matching up the mounting holes, using 8 bolts(A), 8 Spring Washers(B) and 8 Flat Washers(C), tighten with Allen Key(D).



COMPLETED  
ASSEMBLY

