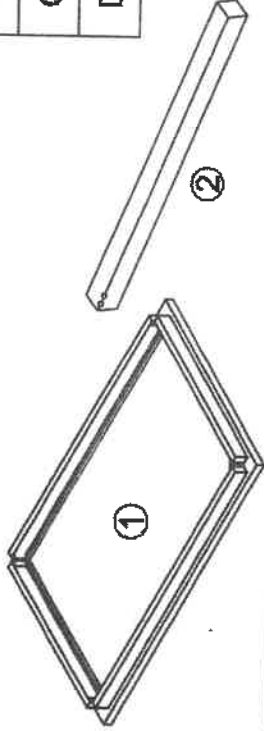


ASSEMBLY INSTRUCTION

D035-045-050

PARTS LIST

ITEM	DESCRIPTION	Q'TY
1	TABLE TOP	1PC
2	TABLE LEG	4PCS

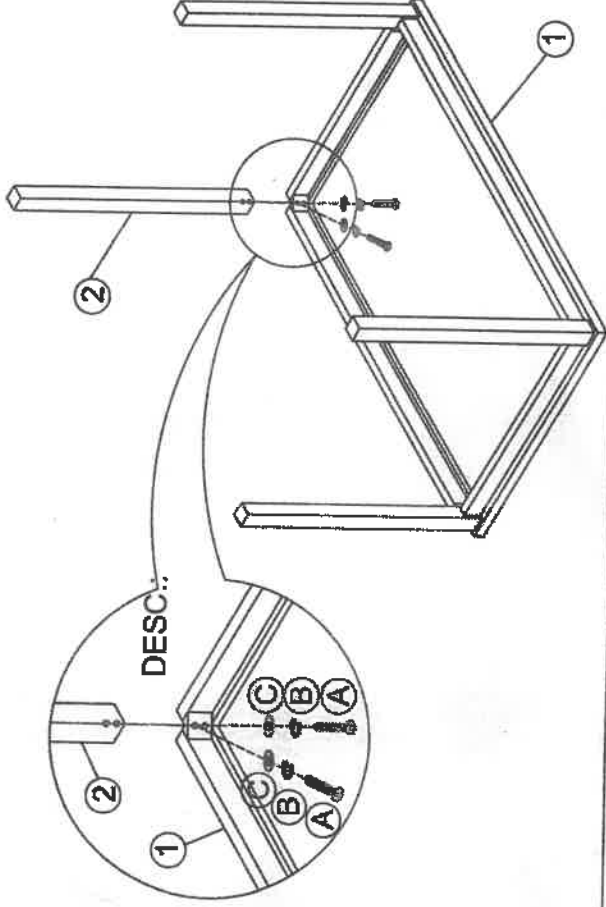



HARDWARE LIST

ITEM	DESCRIPTION	Q'TY
A	BOLT $\phi 5/16 \times 2" L$	8PCS
B	SPRING WSHER	8PCS
C	FLAT WSHER	8PCS
D	ALLEN KEY	1PC

STEP 1

Attach 4 Table Legs (2) to the corners of table top (1) apron, matching up the mounting holes, using 8 bolts(A), 8 Spring Washers(B) and 8 Flat Washers(C), tighten with Allen Key(D).



COMPLETED
ASSEMBLY

